

RESIDENTIAL DECKS

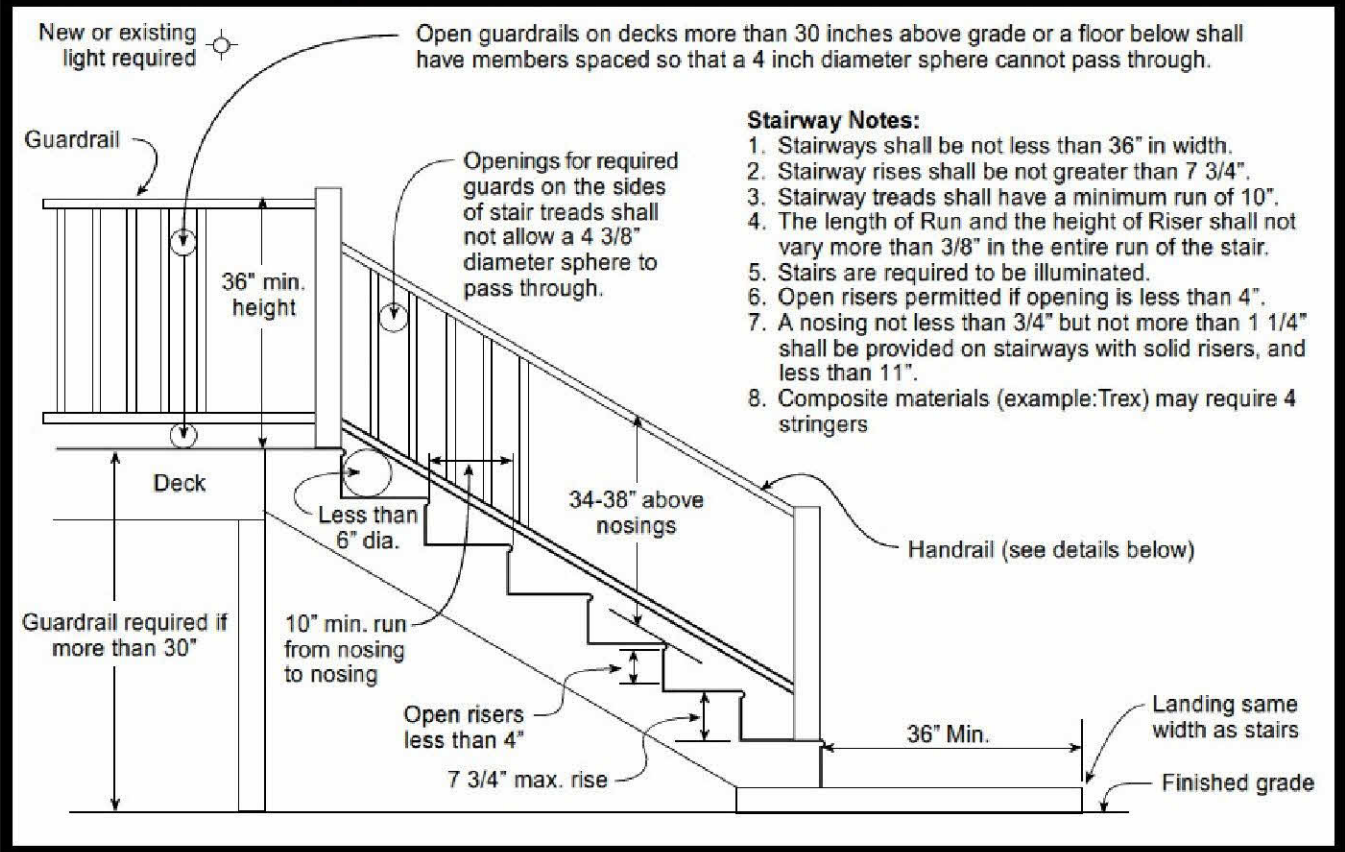
When to Call for Inspections

1. Footing/ Post Holes – Holes dug, clean and free from debris. Prior to concrete placement
2. Framing – If deck is close to the ground and framing verification will be difficult
3. Framing/ Final – Deck, stairs, guards, handrails, and landing all complete.
4. Other Inspections – Separate electrical, plumbing, and mechanical inspections are required if those systems are included in your project. Electrical inspections are performed by the State Electrical Inspector unless no new circuits are being added to the breaker box.

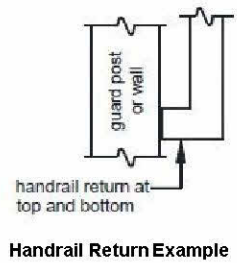
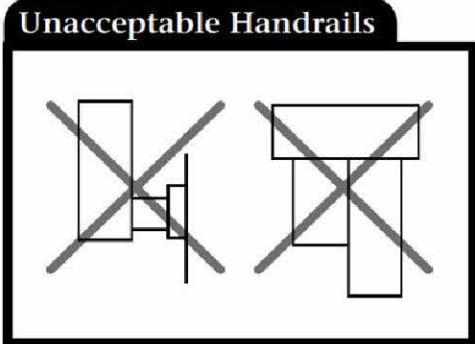
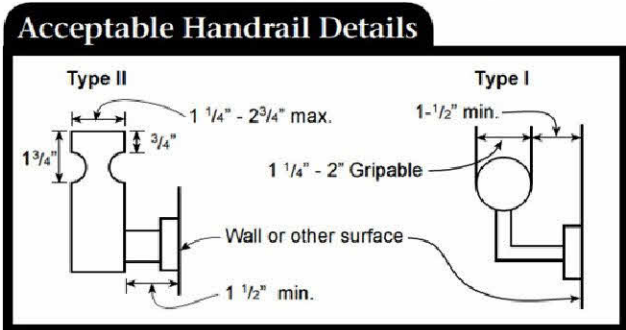
You must notify your inspector when the job is ready for inspection.

The location of the deck on the lot will be subject to all zoning requirements.

Stair & Handrail Specifications



- Handrail Notes:**
1. Handrails shall be continuous on at least one side of stairs with 4 or more risers.
 2. Top of the handrails shall be placed not less than 34 inches nor more than 38 inches above stair nosings.
 3. The handgrip portion of handrails shall be not less than 1-1/4 inches nor more than 2 1/4 inches in cross section for non circular handrails.
 4. Handrails shall be placed not less than 1-1/2 inches from any wall or other surface.
 5. Handrails to be returned to wall, post or safety terminal (per 311.5.6.2 IRC)



Post/ Beam Connection

